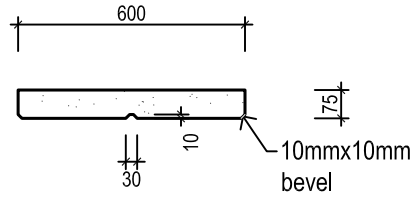
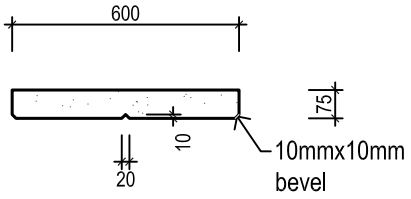


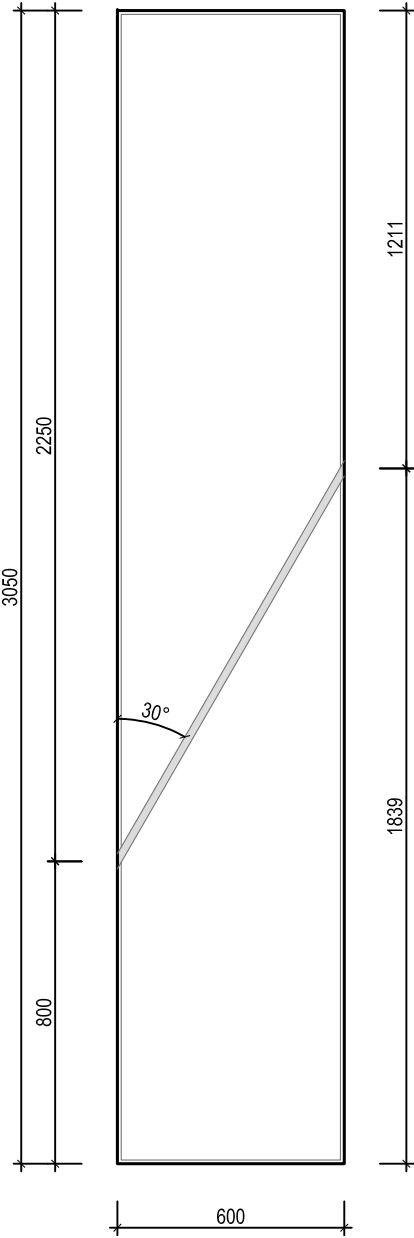
Prism Wall Panels  
Elevation 1:50



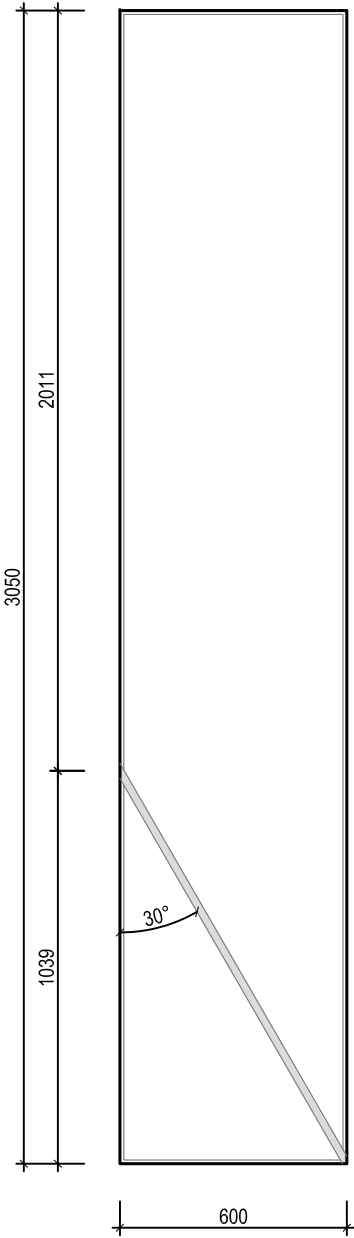
Groove Detail "Flat V"  
Section 1:20



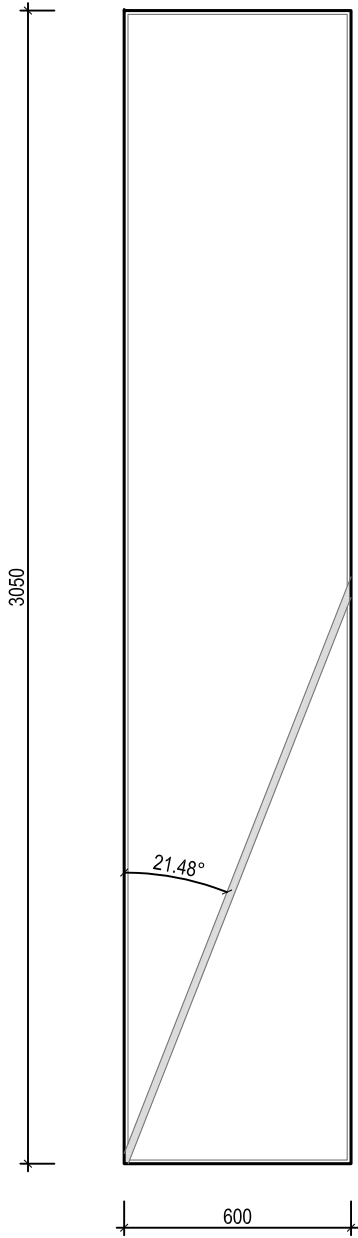
Groove Detail "V"  
Section 1:20



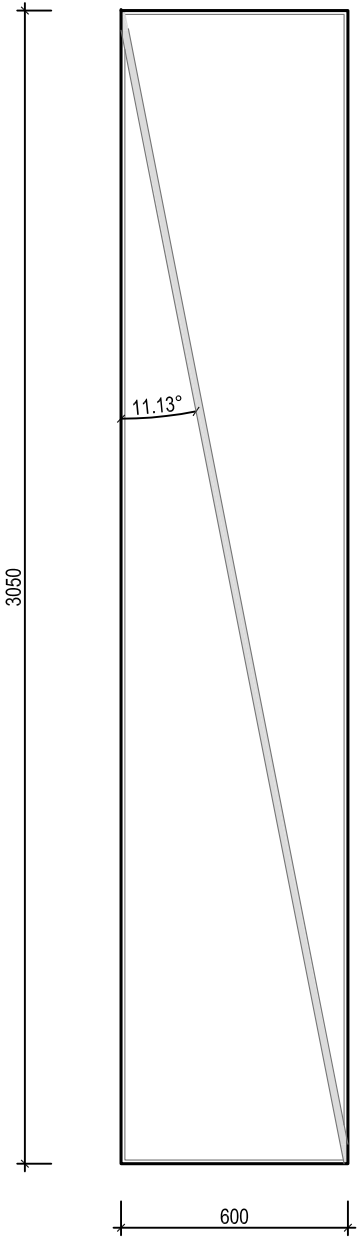
Prism P1 Wall Panel  
Elevation 1:20



Prism P2 Wall Panel  
Elevation 1:20



Prism P3 Wall Panel  
Elevation 1:20



Prism P4 Wall Panel  
Elevation 1:20



**CSR BUILDING PRODUCTS LTD**  
Head Office: Triniti 3, 39 DELHI RD, NORTH RYDE NSW 2113  
LOCKED BAG 1345, NORTH RYDE BC NSW 1670  
A.B.N. 55 008 631 356 Ph: 1300 369 448  
www.hebel.com.au



TITLE			
PowerPattern™ PRISM DESIGN 3050 "V - FLAT V"			
SCALE	SHEET SIZE	DRAWN	DATE
1:50 @ A3	A3	CW	21.02.19
	SHEET NO. 1 of 1	CHECK GO	REVISION A